


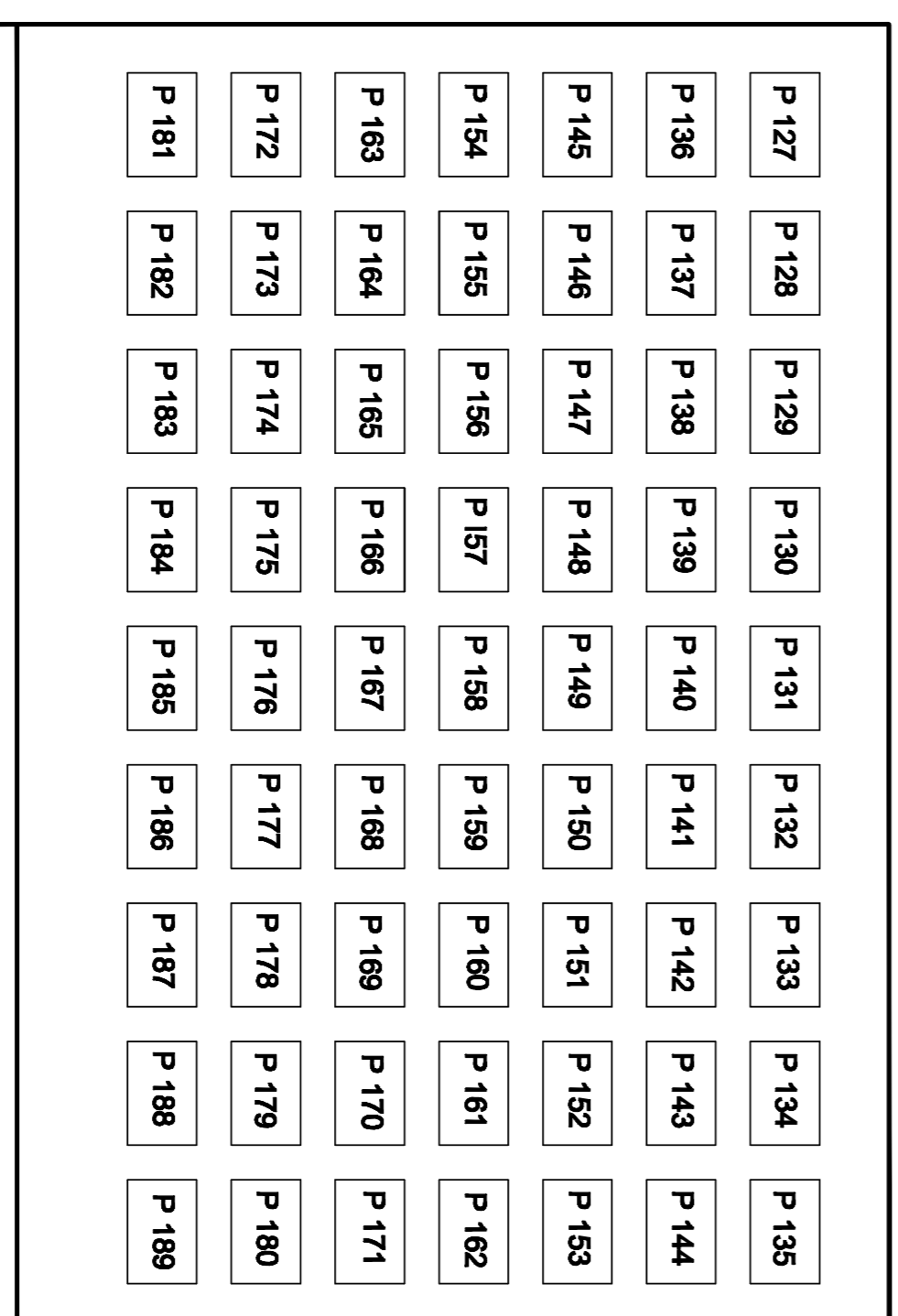


Centre line of panel in wall and
and centre line of plaque



NORTH WING OF WALL

EAST WING OF WALL



rev.	date	description

burnsguthrie
SHED PARTNERS

11a colverley park
tunbridge wells
kent
tn1 2sl

tel: 01892 526377
fax: 01892 511979
e-mail: enquiries@burns-guthrie.co.uk

job title: ROTHERFIELD PARISH CEMETERY
REMEMBRANCE WALL &
ASHES INTERMENT AREA

drawing title: LAYOUT OF PLAQUES ON
REMEMBRANCE WALL

scale: 1 to 10

drawn by: R

date: 31st May 2011

drawing number: 2836 / 5